

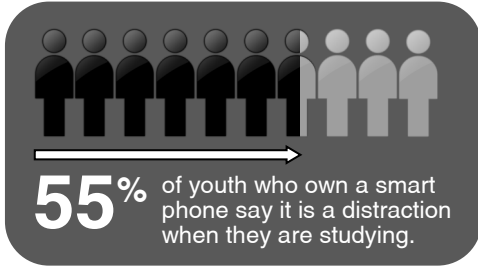


# JAC YOUTH SCREEN USAGE

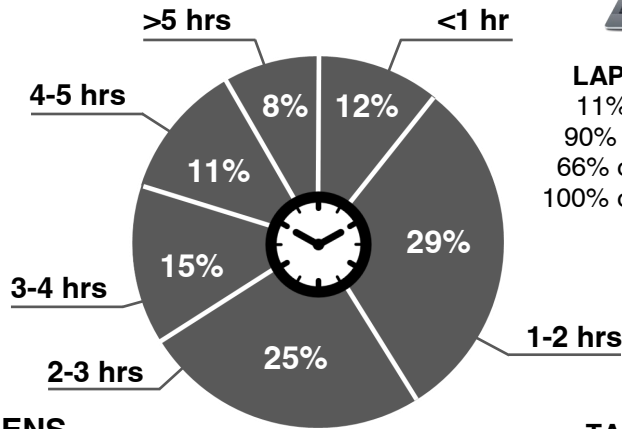


## SMART PHONE OWNERSHIP

11% of year 6 students  
 62% of year 7-8 students  
 91% of year 9-10 students  
 96% of year 11-12 students



## HOURS EACH DAY ON SCREENS (apart from schoolwork)



## LAPTOP OWNERSHIP


11% of year 6 students  
 90% of year 7-8 students  
 66% of year 9-10 students  
 100% of year 11-12 students




## TABLET OWNERSHIP

83% of year 6 students  
 52% of year 7-8 students  
 43% of year 9-10 students  
 21% of year 11-12 students


## STAYING UP LATE DUE TO SCREENS




YEAR 6



YEAR 7-8

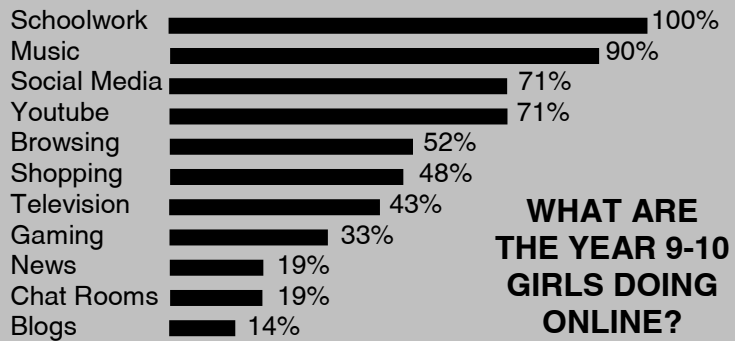


YEAR 9-10



YEAR 11-12

**66%** of youth say screen time has been a subject of arguments with parents



## WHAT ARE THE YEAR 9-10 GIRLS DOING ONLINE?

**65%** of youth have received lessons on how to use the internet

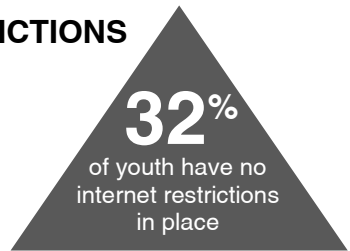
**93%** of youth have received lessons on internet safety

**77%** of youth who received lessons thought they were helpful

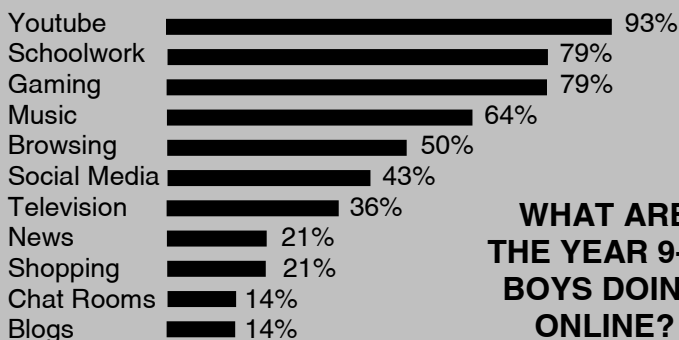


## INTERNET USAGE RESTRICTIONS

21% not in bedroom  
 26% after homework  
 4% not on weekdays  
 39% time restrictions  
 26% filters in place

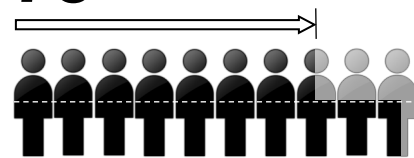


**51%** of those with restrictions in place have broken them at some point



## WHAT ARE THE YEAR 9-10 BOYS DOING ONLINE?

**75%** of youth who have viewed pornography are male.



**96%** of youth who have viewed pornography are allowed screens in their bedroom.

Results from anonymous survey of 119 youth in years 6-12 conducted over the weekend of 10th-12th August 2018 at the Jannali Anglican Church.